


6.420TDI

Specifications



Power at crankshaft	235.5 kW [320 hp]
Displacement	4.2 l [256 in ³]
Configuration	6 cylinders in line
Operation type	4 stroke Diesel
Bore & Stroke	94 x 100 mm [3.7 x 3.94 in]
Compression ratio	15,7:1
Rated speed	3600 rpm
Idling speed	700 rpm
Peak torque	803.7 Nm
Peak torque speed	2400 rpm
Dry weight	
with ZF63	470 kg [1036 lbs]

Engine base	Toyota
Fuel system	Direct injection Mechanical governor
Air intake	Turbocharged with intercooler
Cooling	Closed cooling with heat exchanger
Max mounting angle	7° Front up 7° Front down
Alternator	12 Volt 80 Amp
Rating	M6
Emission compliance	RCD 94/25/EC BSO 2

6.420TDI

235.5 kW [320 hp] at 3600 rpm

TECHNICAL DESCRIPTION

Engine block

- 6 cylinders in line
- 4 valves per cylinder
- Watercooled exhaust manifold
- Internal balancers

Fuel system

- Direct injection, mechanical governor
- Fuel filter with hand primer

Lubrication system

- Replaceable full-flow oil filter
- Oil dipstick
- Transmission oil cooler

Cooling system

- Closed cooling with heat exchanger
- Gear driven self-priming raw water pump
- Coolant circulating pump
- Water cooled exhaust elbow

Electrical system & Instrumentation

- 12V 80A alternator
- 12V Electrical system
- Complete instrumentation including key switch and alarms

Air intake

- Dry turbocharger
- Intercooler

Other features

- Flexible engine mounting

Optional equipment & accessories

- Complete marine propulsion systems
- Marine transmission adaptation kits
- Throttle and shift controls
- Additional instrumentation, Flying bridge extension harness

- Water boiler systems
- Stuffing box connections
- Complete fuel systems
- Complete exhaust systems
- Trolling valve
- 12V 120A alternator
- Two pole electrical system

RATING

- Up to 500 annual operating hours
- Load factor up to 35%
- Full power for no more than 30 minutes out of each 8 hours of operation. The remaining operation time must be at or below cruising speed

TRANSMISSIONS

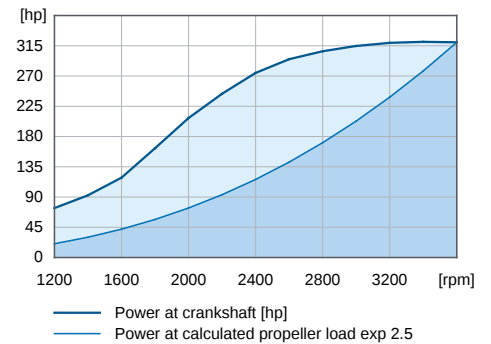
Shaft line

- TTM50A
- ZF220PL
- ZF63
- ZF63A
- ZF63IV
- ZF80A

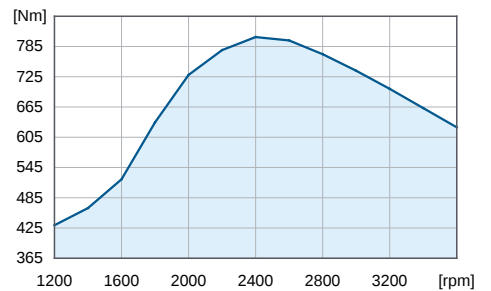
Contact your local dealer for more details and availability for transmission model and type.

PERFORMANCE CURVES

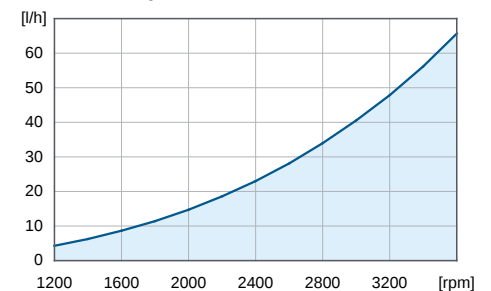
Power at crankshaft



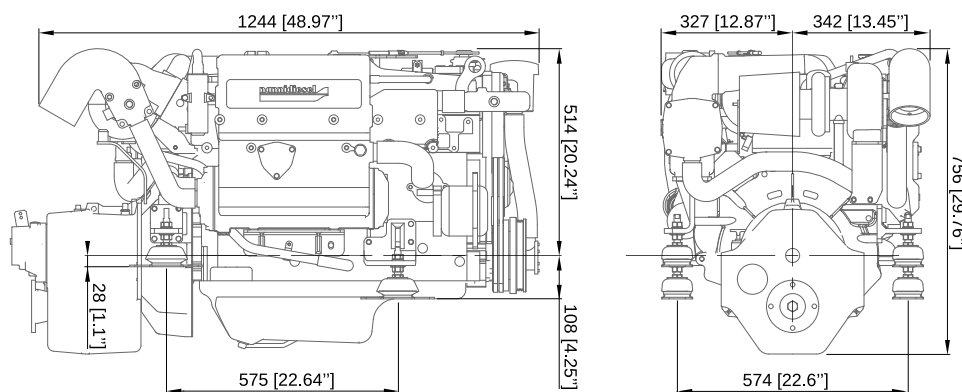
Torque at crankshaft



Fuel consumption



DIMENSIONS WITH ZF63



Nanni Industries S.A.S. France

11, Avenue Mariotte - Zone Industrielle
33260 La Teste - France
Tel: +33 (0)5 56 22 30 60
Fax: +33 (0)5 56 22 30 79

Nanni Trading S.R.L.

Via Degli Olmetti, 5/B
00060 Formello (RM) - Italia
Tel: +39 06 30 88 42 51/52/53
Fax: +39 06 30 88 42 54

Technical data according to ISO 8665. Specifications are subject to change without notice. Images and illustrations may show non standard equipments. All combination of equipment & accessory are not available.

20151112-A ENG